

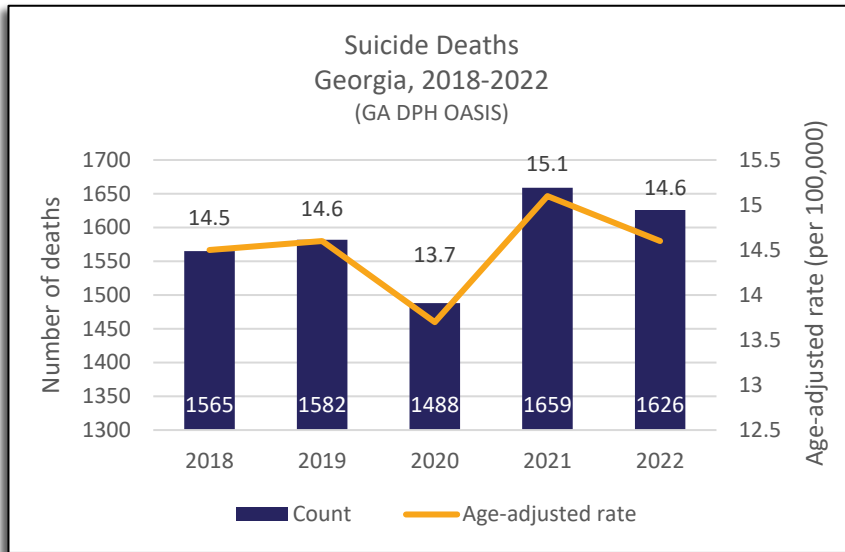


Suicide in Georgia

1,626 deaths

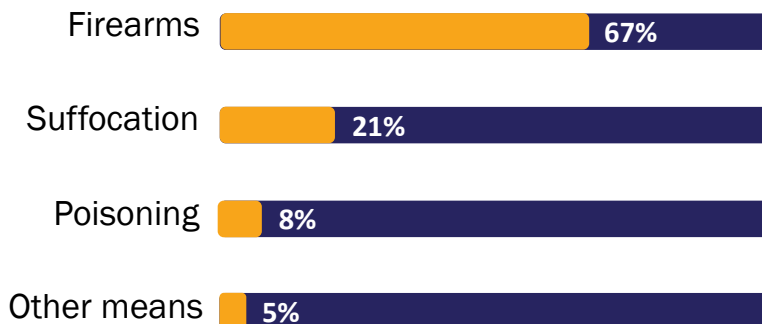
GA ranked 28th in suicide deaths in the US 2021. The age-adjusted rate of suicide deaths in Georgia is higher than the rate for rest of the South and higher than the national rate for the United States. In 2022, 1,626 lives were lost in Georgia due to suicide. The 1,626 deaths equate to 48,741 years of potential life lost. There were no recorded suicide deaths among children ages 0-8 years old.

CDC WISQARS & Georgia Dept of Public Health



MEANS OF DEATH

Firearms are the most common means of suicide death followed by suffocation, drug poisoning, and other means. Males and females utilize suffocation at similar frequencies. Females use drug poisoning and other means more than males, and males use firearms more than females (Georgia Violent Death Reporting System, 2021).



DEMOGRAPHICS

AGE

Suicide death rates are highest among people older than 22. However, suicide is the leading cause of death for youth ages 10-14.

SEX

Males account for 79% of suicide deaths while females account for 21%.

RACE

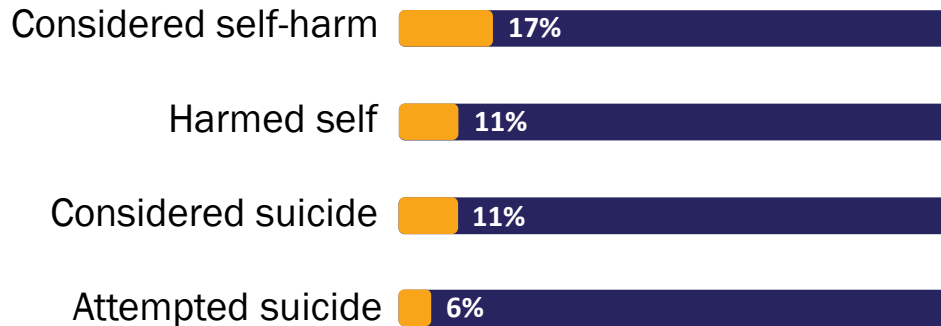
Suicide deaths are most common among white people followed by black or African American people, Asian people, and those who are multi-racial.

ETHNICITY

Suicide deaths are more common among people who aren't Hispanic.

Suicide in Georgia

YOUTH IDEATION



Georgia Student Health Survey 2023

SUICIDE ATTEMPTS

9,391 medically treated attempts in 2022

Emergency department visits and hospital discharges are used to measure medically treated suicide attempts. Emergency department visits indicate a less severe consequence due to the attempt while hospitalizations indicate severe consequences that require extensive medical treatment. This estimate does not consider suicide attempts that were not medically treated. It is estimated that for every suicide death, there are 25 attempts (National Center for Health Statistics, 2020).

Medically treated attempts have *decreased* since 2018.



6,613 emergency room visits
Rate of 62.1 people per 100,000 persons

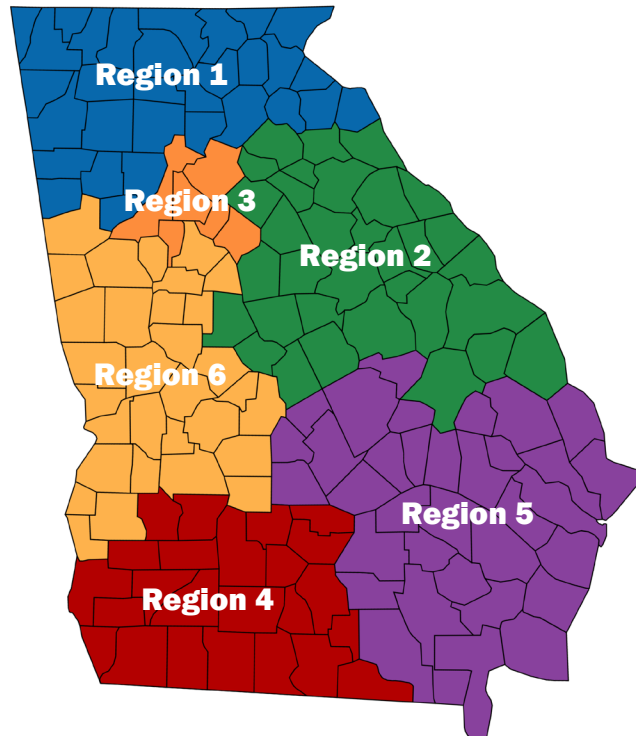
Emergency room visits have *decreased* since 2018.



2,778 hospital discharges
Rate of 25.5 people per 100,000 persons

Hospital discharges have *decreased* since 2018.

Georgia DBHDD Region Map



Region 1

| | | |
|-----------|-----------|-----------|
| Banks | Forsyth | Paulding |
| Bartow | Franklin | Pickens |
| Catoosa | Gilmer | Polk |
| Chattooga | Gordon | Rabun |
| Cherokee | Habersham | Stephens |
| Cobb | Hall | Towns |
| Dade | Haralson | Union |
| Dawson | Hart | Walker |
| Douglas | Lumpkin | White |
| Fannin | Murray | Whitfield |
| Floyd | | |

Region 2

| | | |
|-----------|-----------|------------|
| Baldwin | Jackson | Oglethorpe |
| Barrow | Jasper | Putnam |
| Bibb | Jefferson | Richmond |
| Burke | Jenkins | Screven |
| Clarke | Jones | Taliaferro |
| Columbia | Lincoln | Twiggs |
| Elbert | Madison | Walton |
| Emanuel | McDuffie | Warren |
| Glascocok | Monroe | Washington |
| Greene | Morgan | Wilkes |
| Hancock | Oconee | Wilkinson |

Region 3

Clayton
DeKalb
Fulton
Gwinnett
Newton
Rockdale

Region 4

| | |
|-----------|----------|
| Baker | Irwin |
| Ben Hill | Lanier |
| Berrien | Lee |
| Brooks | Lowndes |
| Calhoun | Miller |
| Colquitt | Mitchell |
| Cook | Seminole |
| Decatur | Terrell |
| Dougherty | Thomas |
| Early | Tift |
| Echols | Turner |
| Grady | Worth |

Region 5

| | | |
|----------|------------|------------|
| Appling | Coffee | Montgomery |
| Atkinson | Dodge | Pierce |
| Bacon | Effingham | Pulaski |
| Bleckley | Evans | Tattnell |
| Brantley | Glynn | Telfair |
| Bryan | Jeff Davis | Toombs |
| Bulloch | Johnson | Treutlen |
| Camden | Laurens | Ware |
| Candler | Liberty | Wayne |
| Charlton | Long | Wheeler |
| Chatham | McIntosh | Wilcox |
| Clinch | | |

Region 6

| | | |
|---------------|------------|----------|
| Butts | Heard | Quitman |
| Carroll | Henry | Randolph |
| Chattahoochee | Houston | Schley |
| Clay | Lamar | Stewart |
| Coweta | Macon | Sumter |
| Crawford | Marion | Talbot |
| Crisp | Meriwether | Taylor |
| Dooly | Muscogee | Troup |
| Fayette | Peach | Upson |
| Harris | Pike | Webster |



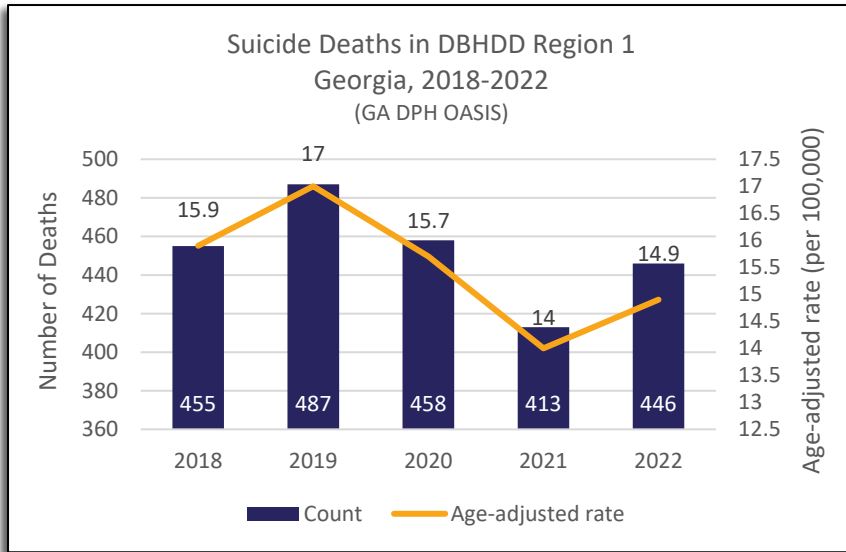
Suicide in Region 1

Counties: Banks, Bartow, Catoosa, Chattooga, Cherokee, Cobb, Dade, Dawson, Douglas, Fannin, Floyd, Forsyth, Franklin, Gilmer, Gordon, Habersham, Hall, Haralson, Hart, Lumpkin, Murray, Paulding, Pickens, Polk, Rabun, Stephens, Towns, Union, Walker, White, Whitfield

446 deaths

Region 1 had 446 suicide deaths in 2022. These deaths equate to 12,557 years of potential life lost. While the number of suicide deaths in other regions decreased (or increased very minimally) between 2021 and 2022, the number of suicide deaths increased by 8% in Region 1. Compared to other regions, Region 1 had the lowest suicide death rate among females. There were no deaths among Pacific Islanders or in the 0-9 age group.

Georgia Dept of Public Health



DEMOGRAPHICS

AGE Suicide death rates are highest among people ages 25-44 years old.

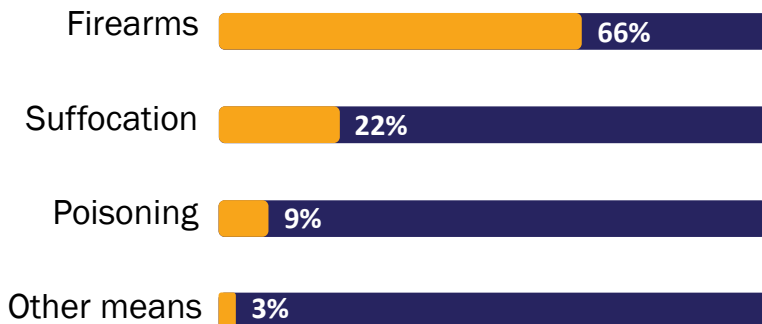
SEX Males account for 81% of deaths while females account for 19%.

RACE Suicide deaths are most common among white people followed by Black or African American people and Asian people.

ETHNICITY Suicide deaths are more common among people who aren't Hispanic.

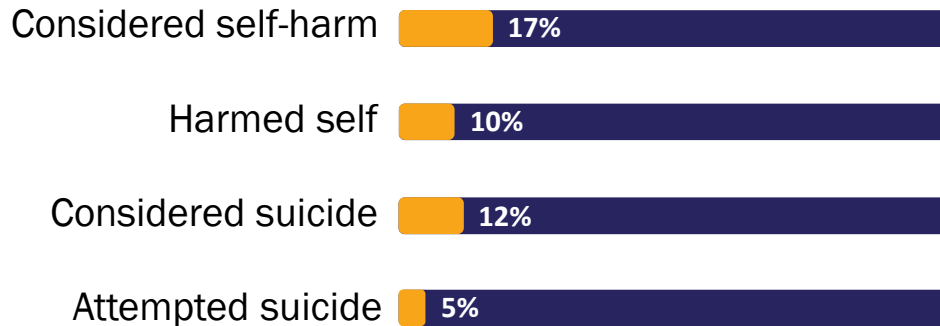
MEANS OF DEATH

Firearms are the most common means of suicide death followed by suffocation, drug poisoning, and other means. Males and females utilize suffocation and other means at similar frequencies, though more females use drug poisoning while more males use firearms (Georgia Violent Death Reporting System, 2021).



Suicide in Region 1

YOUTH IDEATION



Georgia Student Health Survey 2023

SUICIDE ATTEMPTS

2,559 medically treated attempts in 2022

Emergency department visits and hospital discharges are used to measure the number of medically treated suicide attempts. Emergency department visits indicate a less severe consequence due to the attempt while hospitalizations indicate severe consequences that require extensive medical treatment. This estimate does not consider suicide attempts that were not medically treated. It is estimated that for every suicide death, there are 25 attempts (National Center for Health Statistics, 2020).

Medically treated attempts have *decreased* since 2018.



1,836 emergency room visits
Rate of 66.0 people per 100,000 persons

Emergency room visits have *decreased* since 2018.



723 hospital discharges
Rate of 24.9 people per 100,000 persons

Hospital discharges have *decreased* since 2018.



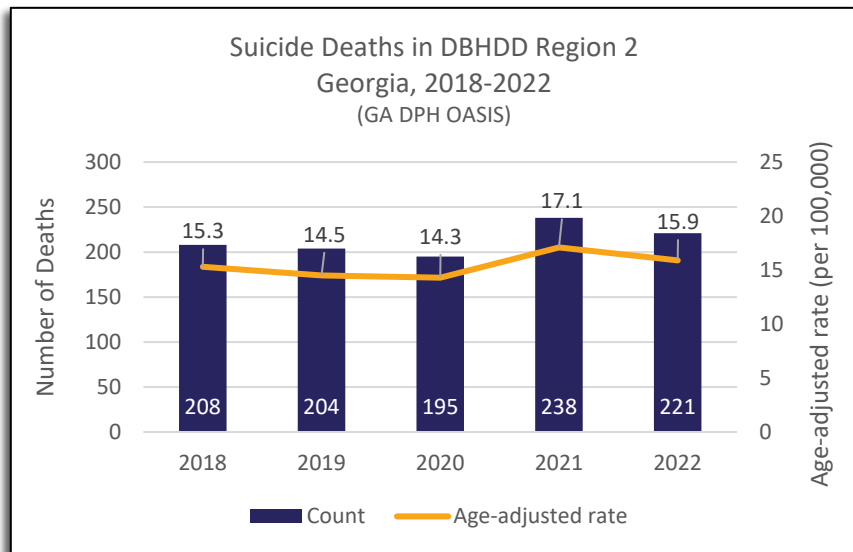
Suicide in Region 2

Counties: Baldwin, Barrow, Bibb, Burke, Clarke, Columbia, Elbert, Emanuel, Glascock, Greene, Hancock, Jackson, Jasper, Jefferson, Jenkins, Jones, Lincoln, Madison, McDuffie, Monroe, Morgan, Oconee, Oglethorpe, Putnam, Richmond, Screven, Taliaferro, Twiggs, Walton, Warren, Washington, Wilkes, Wilkinson

221 deaths

Region 2 had 221 suicide deaths in 2022. These deaths equate to 6,664 years of potential life lost. Compared to other regions, Region 2 had the highest rate of suicide deaths among Hispanic people and the lowest rate among non-Hispanic people. Region 2 had the highest suicide death rate among those 10-17 years old, and the lowest rate among those 18-24 years. Region 2 had no suicide deaths among Indigenous people or in the 0-9 age group.

Georgia Dept of Public Health



DEMOGRAPHICS

AGE

Suicide death rates are highest among people aged 25-44 years old.

SEX

Males account for 80% of deaths while females account for 20%.

RACE

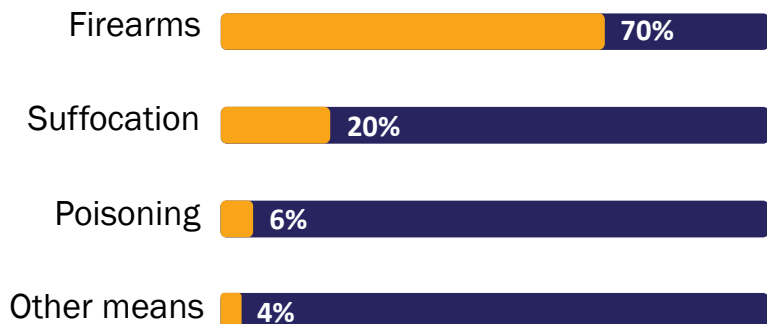
Suicide deaths are most common among white people followed by Black or African American people.

ETHNICITY

Suicide deaths are more common among people who aren't Hispanic.

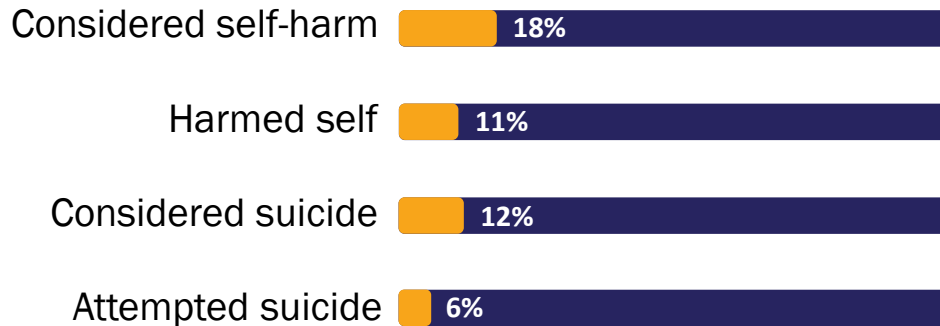
MEANS OF DEATH

Firearms are the most common means of suicide death followed by suffocation, drug poisoning, and other means. Males and females utilize suffocation and other means at similar frequencies, though more females use drug poisoning while more males use firearms (Georgia Violent Death Reporting System, 2021).



Suicide in Region 2

YOUTH IDEATION



Georgia Student Health Survey 2023

SUICIDE ATTEMPTS

1,353 medically treated attempts in 2022

Emergency department visits and hospital discharges are used to measure the number of medically treated suicide attempts. Emergency department visits indicate a less severe consequence due to the attempt while hospitalizations indicate severe consequences that require extensive medical treatment. This estimate does not consider suicide attempts that were not medically treated. It is estimated that for every suicide death, there are 25 attempts (National Center for Health Statistics, 2020).

Medically treated attempts have *decreased* since 2018.



972 emergency room visits
Rate of 71.3 people per 100,000 persons

Emergency room visits have *decreased* since 2018.



381 hospital discharges
Rate of 27.6 people per 100,000 persons

Hospital discharges have *decreased* since 2018.



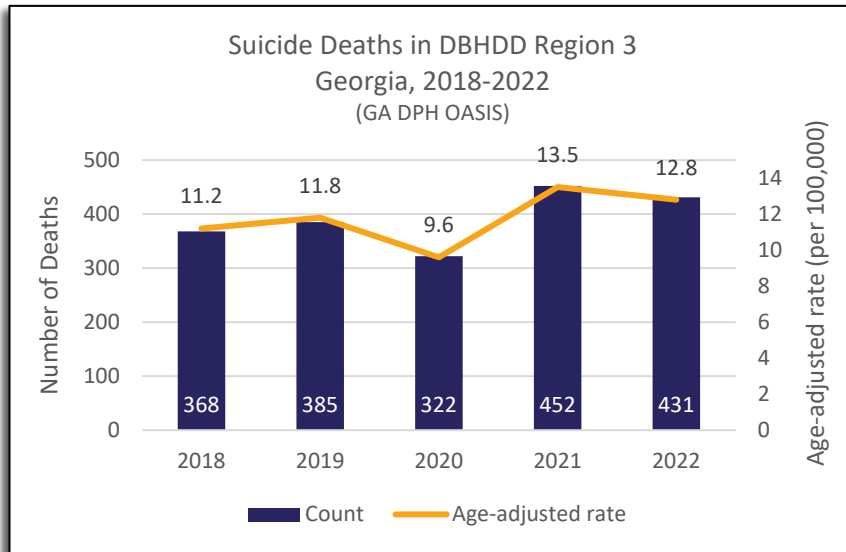
Suicide in Region 3

Counties: Clayton, DeKalb, Fulton, Gwinnett, Newton, Rockdale

**431
deaths**

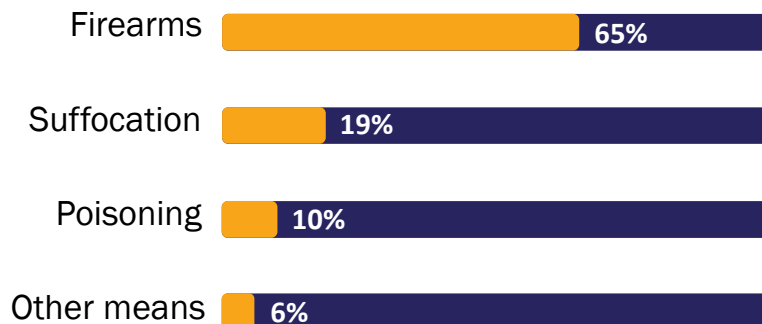
Region 3 had 431 suicide deaths in 2022. This equates to 13,931 years of potential life lost. Compared to other regions, Region 3 had the lowest death rate among white people and the highest death rate among Black or African American people as well as Asian people. Region 3 had the highest death rate among those aged 18-24 years, and the lowest death rate among those 25-44 and 45-64 years of age. Region 3 also had the lowest death rates for males and people who aren't Hispanic.

Georgia Dept of Public Health



MEANS OF DEATH

Firearms are the most common means of suicide death followed by suffocation, drug poisoning, and other means. Males and females utilize suffocation and other means at similar frequencies, though more females use drug poisoning while more males use firearms (Georgia Violent Death Reporting System, 2021).



DEMOGRAPHICS

AGE

Suicide death rates are highest among people aged 18-24 years old.

SEX

Males account for 78% of deaths while females account for 22%.

RACE

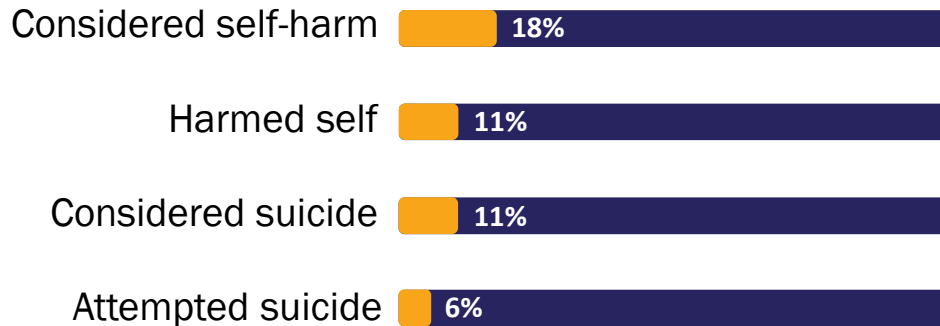
Suicide deaths are most common among white people followed by Black or African American people, and Asian people.

ETHNICITY

Suicide deaths are more common among people who aren't Hispanic.

Suicide in Region 3

YOUTH IDEATION



Georgia Student Health Survey 2023

SUICIDE ATTEMPTS

2,561 medically treated attempts in 2022

Emergency department visits and hospital discharges are used to measure the number of medically treated suicide attempts. Emergency department visits indicate a less severe consequence due to the attempt while hospitalizations indicate severe consequences that require extensive medical treatment. This estimate does not consider suicide attempts that were not medically treated. It is estimated that for every suicide death, there are 25 attempts (National Center for Health Statistics, 2020).

Medically treated suicide attempts have *decreased* since 2018.



1,722 emergency room visits
Rate of 52.0 people per 100,000 persons

Emergency room visits have *decreased* since 2018.



839 hospital discharges
Rate of 24.9 people per 100,000 persons

Hospital discharges have *increased* since 2018.



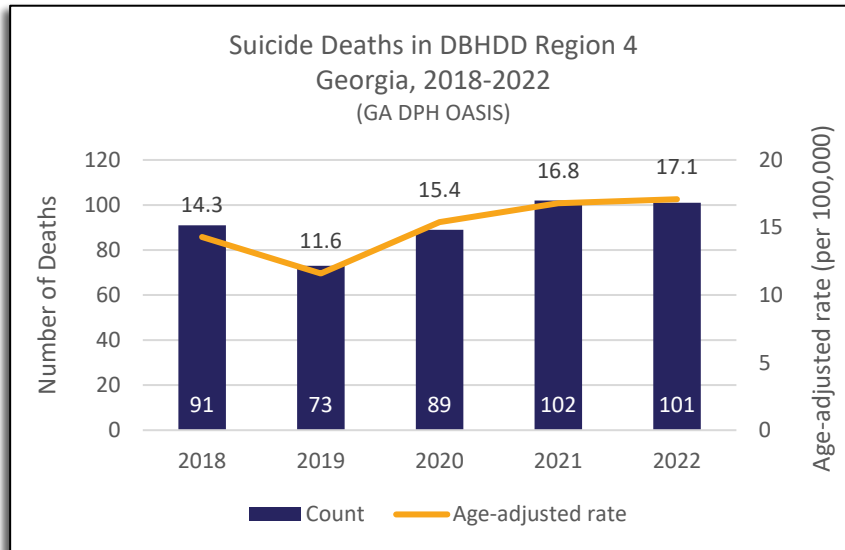
Suicide in Region 4

Counties: Baker, Ben Hill, Berrien, Brooks, Calhoun, Colquitt, Cook, Decatur, Dougherty, Early, Echols, Grady, Irwin, Lanier, Lee, Lowndes, Miller, Mitchell, Seminole, Terrell, Thomas, Tift, Turner, Worth

101 deaths

Region 4 had 101 suicide deaths in 2022. This equates to 3,033 years of potential life lost. Compared to other regions, Region 4 had the highest suicide death rate among white people and non-Hispanic people, and the lowest death rate among black or African American people. Region 4 had the highest suicide death rate among people aged 25-44 and 45-64 years, and the lowest among those 65 and older. The suicide rate among both males and females was higher in Region 4 than in other regions.

Georgia Dept of Public Health



DEMOGRAPHICS

AGE

Suicide death rates are highest among people ages 25-44 years old.

SEX

Males account for 80% of deaths while females account for 20%.

RACE

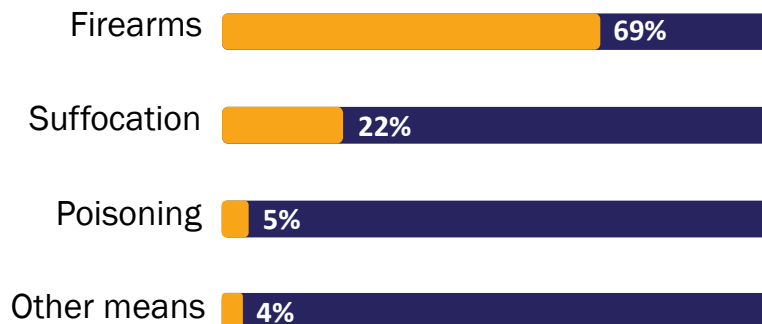
Suicide deaths are most common among white people followed by Black or African American people and Asian people.

ETHNICITY

Suicide deaths are more common among people who aren't Hispanic.

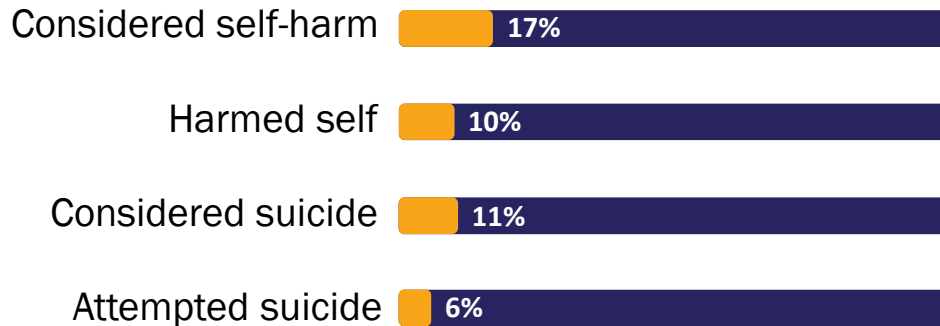
MEANS OF DEATH

Firearms are the most common means of suicide death followed by suffocation, drug poisoning, and other means. Males and females utilize suffocation and other means at similar frequencies, though more females use drug poisoning while more males use firearms (Georgia Violent Death Reporting System, 2021).



Suicide in Region 4

YOUTH IDEATION



Georgia Student Health Survey 2023

SUICIDE ATTEMPTS

563 medically treated attempts in 2022

Emergency department visits and hospital discharges are used to measure the number of medically treated suicide attempts. Emergency department visits indicate a less severe consequence due to the attempt while hospitalizations indicate severe consequences that require extensive medical treatment. This estimate does not consider suicide attempts that were not medically treated. It is estimated that for every suicide death, there are 25 attempts (National Center for Health Statistics, 2020).

Medically treated suicide attempts have *decreased* since 2018.



413 emergency room visits
Rate of 70.9 people per 100,000 persons

Emergency room visits have *decreased* since 2018.



150 hospital discharges
Rate of 24.6 people per 100,000 persons

Hospital discharges have *decreased* since 2018.



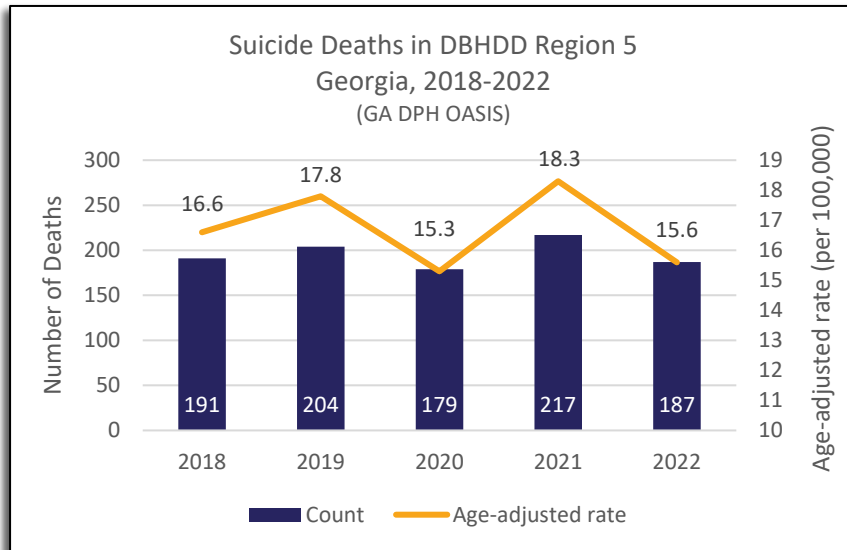
Suicide in Region 5

Counties: Appling, Atkinson, Bacon, Bleckley, Brantley, Bryan, Bulloch, Camden, Candler, Charlton, Chatham, Clinch, Coffee, Dodge, Effingham, Evans, Glynn, Jeff Davis, Johnson, Laurens, Liberty, Long, McIntosh, Montgomery, Pierce, Pulaski, Tattnall, Telfair, Toombs, Treutlen, Ware, Wayne, Wheeler, Wilcox

187 deaths

Region 5 had 187 suicide deaths in 2022. This equates to 5,696 years of potential life lost. Between 2021 and 2022, the suicide death rate in Region 5 had a more significant decline compared to other regions. Region 5 had no deaths among Asian people or those who are multiracial. There were no recorded suicide deaths in those aged 0-9 years in Region 5.

Georgia Dept of Public Health



DEMOGRAPHICS

AGE Suicide death rates are highest among people ages 25-44 years old.

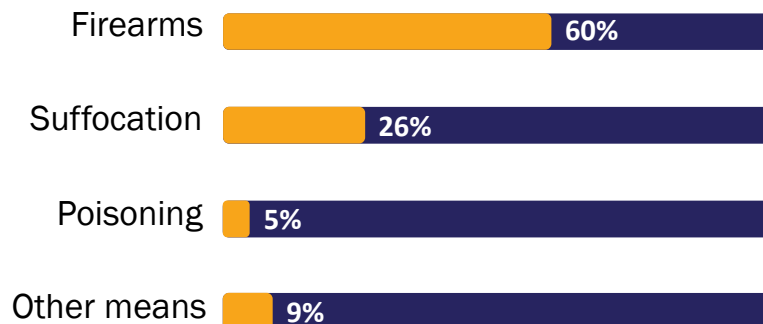
SEX Males account for 79% of deaths while females account for 21%.

RACE Suicide deaths are most common among white people followed by Black or African American people, Asian people, and those who are multi-racial.

ETHNICITY Suicide deaths are more common among people who aren't Hispanic.

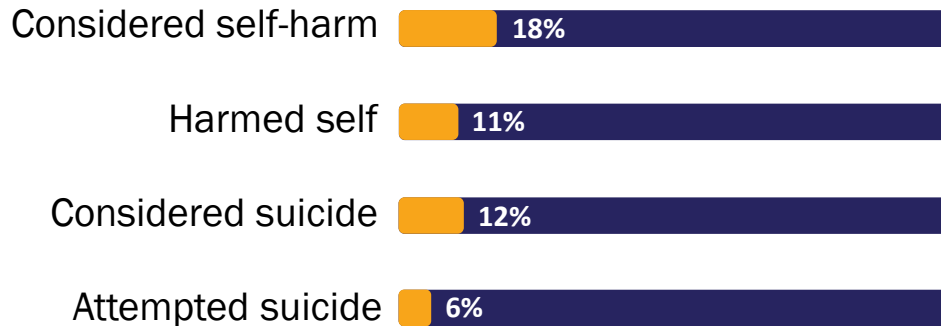
MEANS OF DEATH

Firearms are the most common means of suicide death followed by suffocation, drug poisoning, and other means. Males and females utilize suffocation and other means at similar frequencies, though more females use drug poisoning while more males use firearms (Georgia Violent Death Reporting System, 2021).



Suicide in Region 5

YOUTH IDEATION



Georgia Student Health Survey 2023

SUICIDE ATTEMPTS

941 medically treated attempts in 2022

Emergency department visits and hospital discharges are used to measure the number of medically treated suicide attempts. Emergency department visits indicate a less severe consequence due to the attempt while hospitalizations indicate severe consequences that require extensive medical treatment. This estimate does not consider suicide attempts that were not medically treated. It is estimated that for every suicide death, there are 25 attempts (National Center for Health Statistics, 2020).

Medically treated suicide attempts have *decreased* since 2018.

648 emergency room visits
Rate of 56.6 people per 100,000 persons

Emergency room visits have *decreased* since 2018.

293 hospital discharges
Rate of 25.3 people per 100,000 persons

Hospital discharges have *decreased* since 2018.



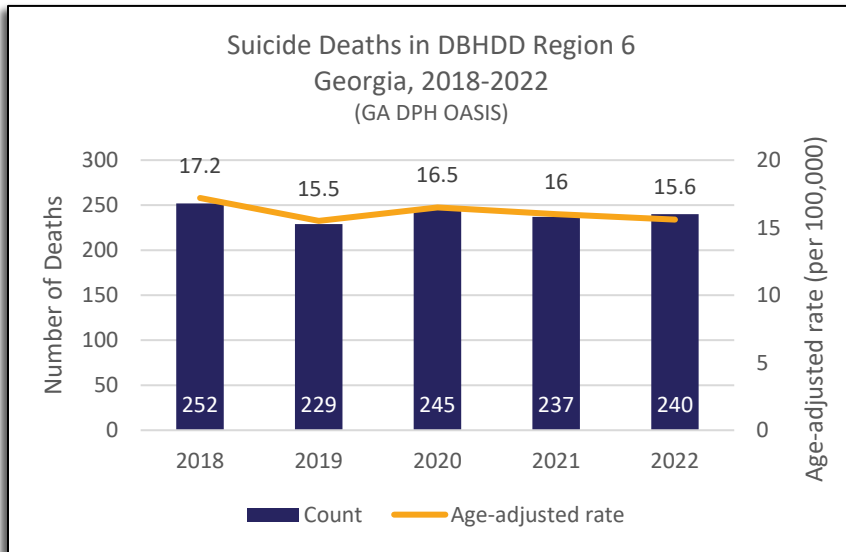
Suicide in Region 6

Counties: Butts, Carroll, Chattahoochee, Clay, Coweta, Crawford, Crisp, Dooly, Fayette, Harris, Heard, Henry, Houston, Lamar, Macon, Marion, Meriwether, Muscogee, Peach, Pike, Quitman, Randolph, Schley, Spalding, Stewart, Sumter, Talbot, Taylor, Troup, Upson, Webster

240 deaths

Region 6 had 240 suicide deaths in 2022, which equates to 6,861 years of potential life lost. Compared to other regions, Region 6 had the highest suicide death rate among people 65 years and older. There were no suicide deaths among Indigenous people or Pacific Islanders. There were also no suicide deaths in those 0-9 years old.

Georgia Dept of Public Health



DEMOGRAPHICS

AGE

Suicide death rates are highest among people ages 25-44 years old.

SEX

Males account for almost 78% of deaths while females account for approximately 23%.

RACE

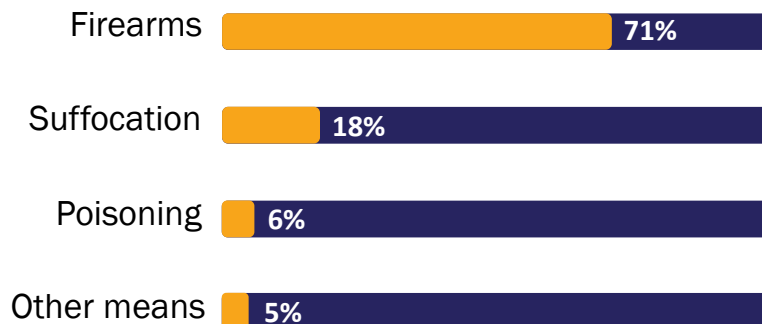
Suicide deaths are most common among white people followed by Black or African American people, those who are multi-racial, and Asian people.

ETHNICITY

Suicide deaths are more common among people who aren't Hispanic.

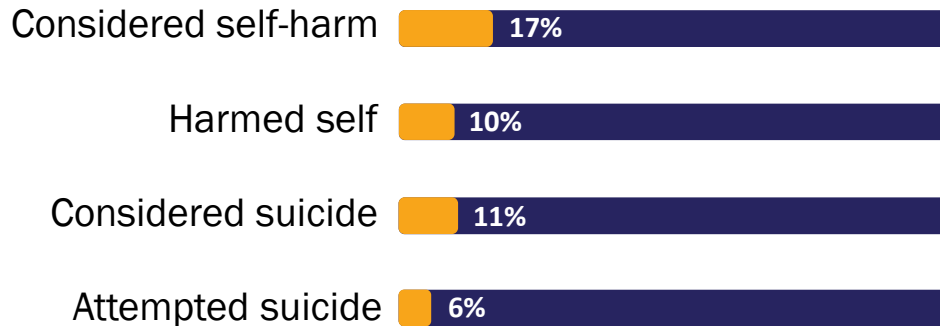
MEANS OF DEATH

Firearms are the most common means of suicide death followed by suffocation, drug poisoning, and other means. Males and females utilize suffocation and other means at similar frequencies, though more females use drug poisoning while more males use firearms (Georgia Violent Death Reporting System, 2021).



Suicide in Region 6

YOUTH IDEATION



Georgia Student Health Survey 2023

SUICIDE ATTEMPTS

1,414 medically treated attempts in 2022

Emergency department visits and hospital discharges are used to measure the number of medically treated suicide attempts. Emergency department visits indicate a less severe consequence due to the attempt while hospitalizations indicate severe consequences that require extensive medical treatment. This estimate does not consider suicide attempts that were not medically treated. It is estimated that for every suicide death, there are 25 attempts (National Center for Health Statistics, 2020).

Medically treated attempts have *decreased* since 2018.



1,022 emergency room visits
Rate of 71.5 people per 100,000 persons

Emergency room visits have *decreased* since 2018.



392 hospital discharges
Rate of 26.3 people per 100,000 persons

Hospital discharges have *decreased* since 2018.