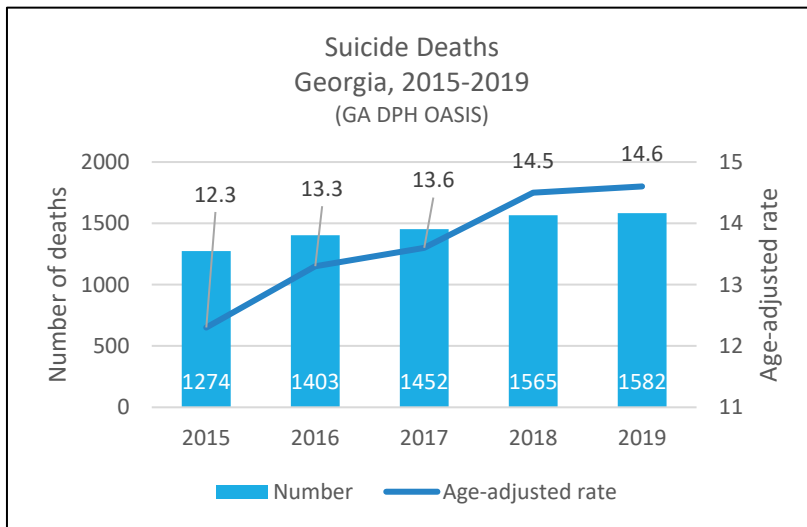




Suicide in Georgia

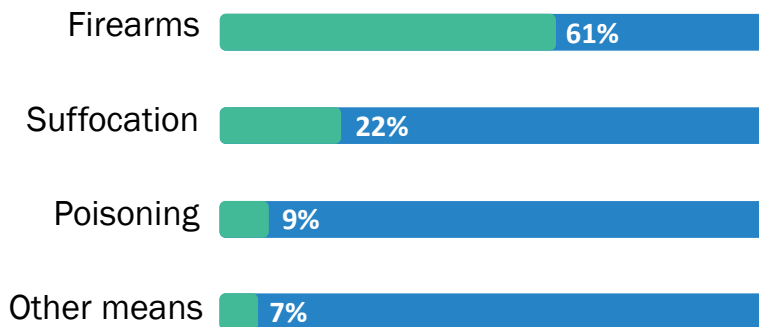
1,582 deaths

GA ranks 31st in suicide deaths in the US. The age-adjusted rate of suicide deaths in Georgia is higher than the rest of the South and the United States. In 2019, 1,582 lives were lost in Georgia due to suicide. There was a slight increase in the number and rate of deaths from 2018 to 2019. The 1,582 deaths equate to 46,294 years of potential life lost.



MEANS OF DEATH

Firearms are the most common means of suicide death followed by suffocation, drug poisoning, and other means. Males and females utilize suffocation and other means at similar frequencies, though more females use drug poisoning while more males use firearms (CDC WISQARS).



DEMOGRAPHICS

AGE

Suicide death rates are highest among people older than 22 although suicide is the second leading cause of death for youth (ages 0-17).

SEX

Suicide deaths are much more common among males compared to females.

RACE

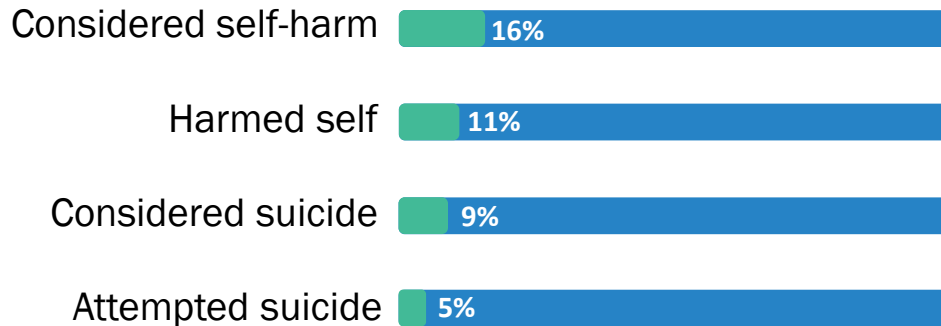
Suicide deaths are most common among white people followed by Asian people and Black or African American people.

ETHNICITY

Suicide deaths are more common among people who aren't Hispanic, though rates for people who are Hispanic increased between 2018 and 2019.

Suicide in Georgia

YOUTH IDEATION



Georgia Student Health Survey 2020

SUICIDE ATTEMPTS

10,363 attempts in 2019

Emergency department visits and hospital discharges are used as proxies for estimating the number and rate of suicide attempts. Emergency department visits indicate a less severe consequence due to the attempt while hospitalizations indicate severe consequences that require extensive medical treatment.



7,244 emergency room visits
Rate of 70.2 people per 100,000 persons

Emergency room visits have *increased* since 2015.



3,119 hospital discharges
Rate of 29.4 people per 100,000 persons

Hospital discharges have *decreased* since 2015.

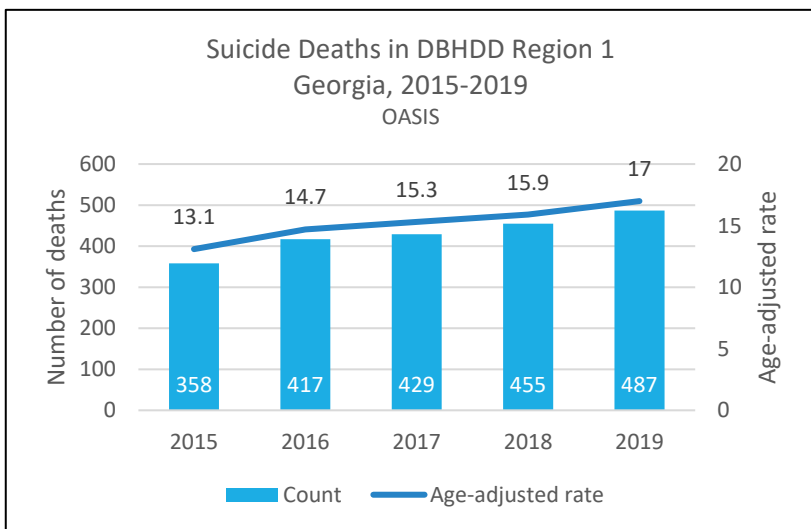


Suicide in Region 1

Counties: Banks, Bartow, Catoosa, Chattooga, Cherokee, Cobb, Dade, Dawson, Douglas, Fannin, Floyd, Forsyth, Franklin, Gilmer, Gordon, Habersham, Hall, Haralson, Hart, Lumpkin, Murray, Paulding, Pickens, Polk, Rabun, Stephens, Towns, Union, Walker, White, Whitfield

**487
deaths**

Region 1 had 487 suicide deaths in 2019. These deaths equate to 14,120 years of potential life lost. Compared to other regions, Region 1 had the highest suicide rate among females. Region 1 also has the highest suicide death rate among those who identify as Hispanic compared to the rest of Georgia. Region 1 also has the highest age-adjusted death rate of all DBHDD regions.



DEMOGRAPHICS

AGE Suicide death rates are highest among people aged 25 to 44 years old.

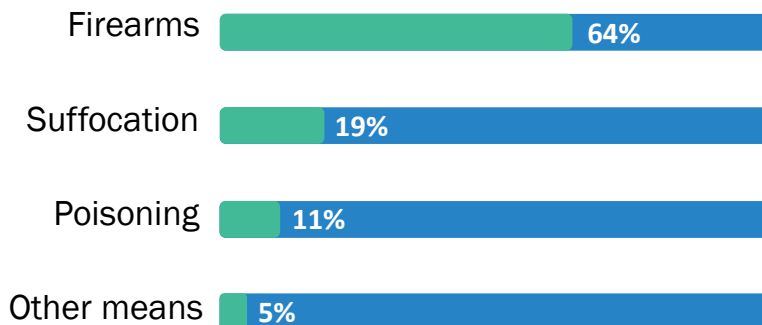
SEX Suicide deaths are much more common among males compared to females.

RACE Suicide deaths are most common among white people followed by Asian people and Black or African American people.

ETHNICITY Suicide deaths are more common among people who aren't Hispanic.

MEANS OF DEATH

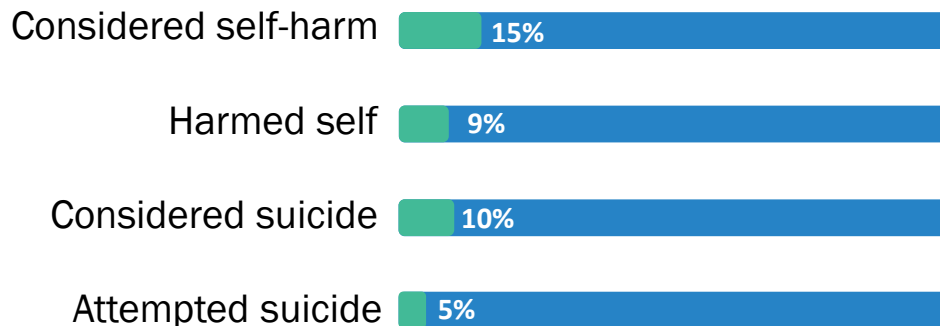
Firearms are the most common means of suicide death with over 3 deaths for every 5 deaths being contributed to firearms. Suffocation is a less common means at around 1 in 5 deaths. The means in about 1 out of every 10 deaths is due to poisoning, which can include drug poisoning as well as poisoning by other toxic substances like household cleaners.



Georgia Dept of Public Health

Suicide in Region 1

YOUTH IDEATION



Georgia Student Health Survey 2020

SUICIDE ATTEMPTS

2,778 attempts in 2019

Emergency department visits and hospital discharges are used as proxies for estimating the number and rate of suicide attempts. Emergency department visits indicate a less severe consequence due to the attempt while hospitalizations indicate severe consequences that require extensive medical treatment.



1,973 emergency room visits
Rate of 74.0 people per 100,000 persons

Emergency room visits have *increased* since 2015.



805 hospital discharges
Rate of 28.7 people per 100,000 persons

Hospital discharges have *decreased* since 2015.

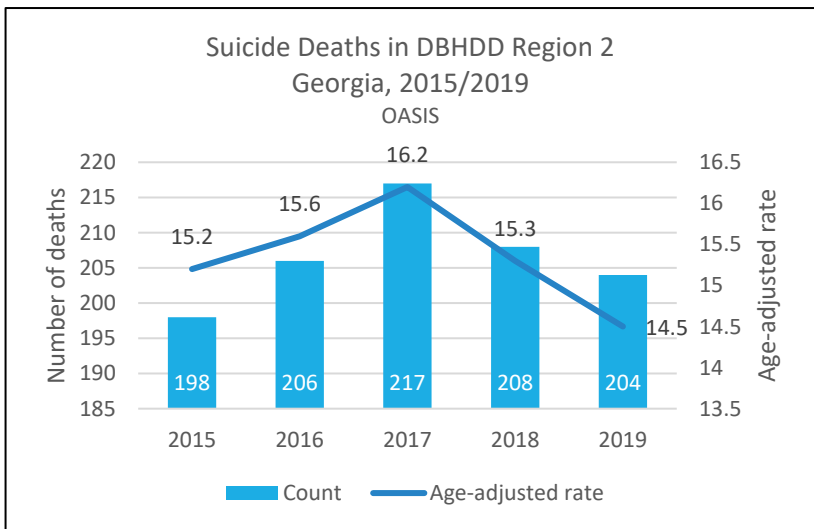


Suicide in Region 2

Counties: Baldwin, Barrow, Bibb, Burke, Clarke, Columbia, Elbert, Emanuel, Glascock, Greene, Hancock, Jackson, Jasper, Jefferson, Jenkins, Jones, Lincoln, Madison, McDuffie, Monroe, Morgan, Oconee, Oglethorpe, Putnam, Richmond, Screven, Taliaferro, Twiggs, Walton, Warren, Washington, Wilkes, Wilkinson

**204
deaths**

Region 2 had 204 suicide deaths in 2019. These deaths equate to 5,348 years of potential life lost. The rate of suicide death tends to increase with age in Region 2. The suicide death rate for people ages 18 to 24 years old is the lowest in Region 2 compared to other DBHDD regions.



DEMOGRAPHICS

AGE Suicide death rates are highest among people aged 65 years and older.

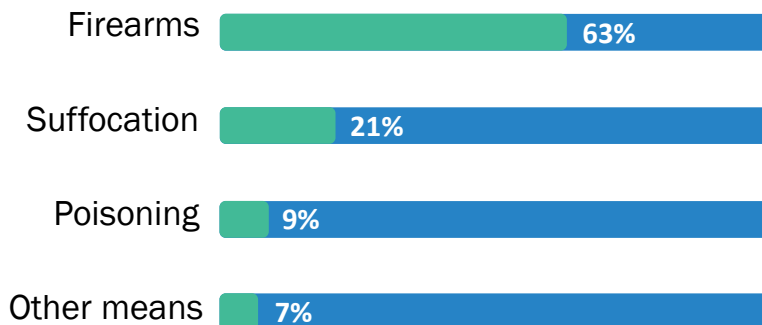
SEX Suicide deaths are much more common among males compared to females.

RACE Suicide deaths are most common among white people followed by Black or African American people.

ETHNICITY Suicide deaths are more common among people who aren't Hispanic.

MEANS OF DEATH

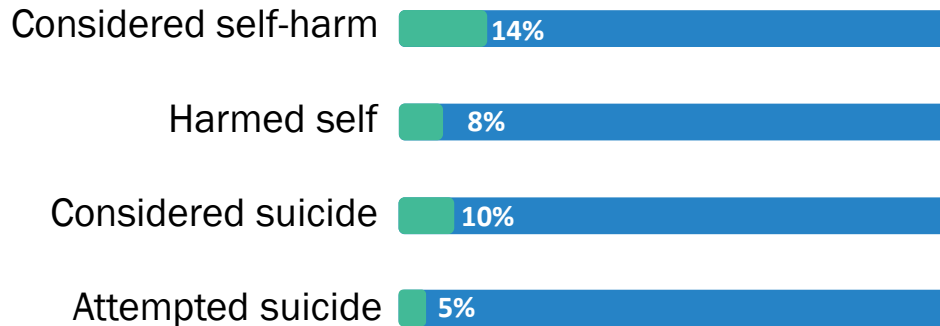
Firearms are the most common means of suicide death with over 3 deaths for every 5 deaths being contributed to firearms. Suffocation is a less common means at around 1 in 5 deaths. The means in about 1 out of every 10 deaths is due to poisoning, which can include drug poisoning as well as poisoning by other toxic substances like household cleaners.



Georgia Dept of Public Health

Suicide in Region 2

YOUTH IDEATION



Georgia Student Health Survey 2020

SUICIDE ATTEMPTS

1,543 attempts in 2019

Emergency department visits and hospital discharges are used as proxies for estimating the number and rate of suicide attempts. Emergency department visits indicate a less severe consequence due to the attempt while hospitalizations indicate severe consequences that require extensive medical treatment.



1,070 emergency room visits
Rate of 82.0 people per 100,000 persons

Emergency room visits have *increased* since 2015.



473 hospital discharges
Rate of 34.9 people per 100,000 persons

Hospital discharges have *decreased* since 2015.

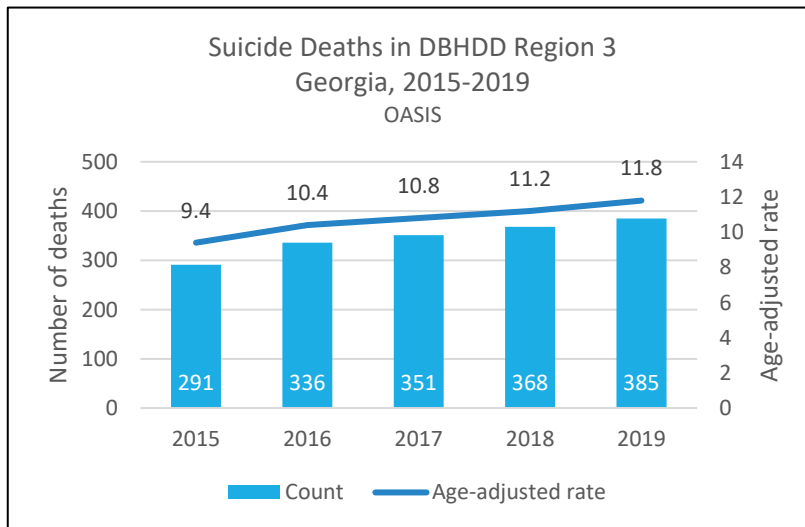


Suicide in Region 3

Counties: Clayton, DeKalb, Fulton, Gwinnett, Newton, Rockdale

**385
deaths**

Region 3 had 385 suicide deaths in 2019. This equates to 12,009 years of potential life lost. Among people ages 25 to 64 years old, Region 3 has the lowest suicide death rate compared to the rest of Georgia. This region has the second highest suicide death rate among Black or African American people. This region also has the second highest suicide death rate among those who identify as Hispanic.



DEMOGRAPHICS

AGE Suicide death rates are highest among people 17 years old and younger.

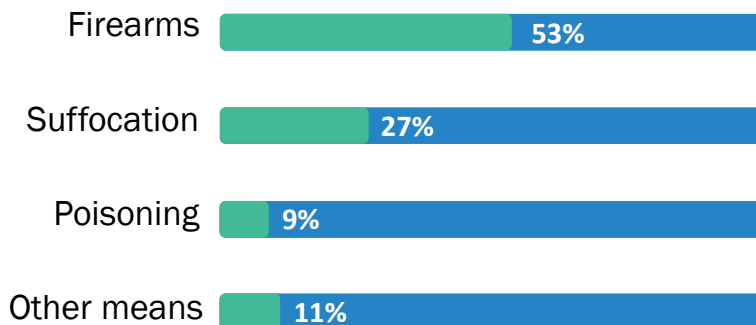
SEX Suicide deaths are much more common among males compared to females.

RACE Suicide deaths are most common among white people followed by Black or African American people and Asian people.

ETHNICITY Suicide deaths are more common among people who aren't Hispanic.

MEANS OF DEATH

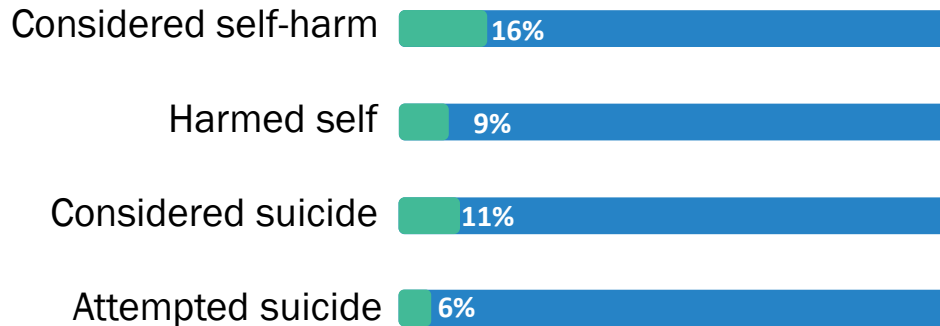
Firearms are the most common means of suicide death with over 1 in every 2 deaths being contributed to firearms. Suffocation is a less common means at around 1 in 3 deaths. The means in about 1 out of every 10 deaths is due to poisoning, which can include drug poisoning as well as poisoning by other toxic substances like household cleaners.



Georgia Dept of Public Health

Suicide in Region 3

YOUTH IDEATION



Georgia Student Health Survey 2020

SUICIDE ATTEMPTS

2,599 attempts in 2019

Emergency department visits and hospital discharges are used as proxies for estimating the number and rate of suicide attempts. Emergency department visits indicate a less severe consequence due to the attempt while hospitalizations indicate severe consequences that require extensive medical treatment.



1,807 emergency room visits
Rate of 55.9 people per 100,000 persons

Emergency room visits have *increased* since 2015.



792 hospital discharges
Rate of 24.1 people per 100,000 persons

Hospital discharges have *decreased* since 2015.

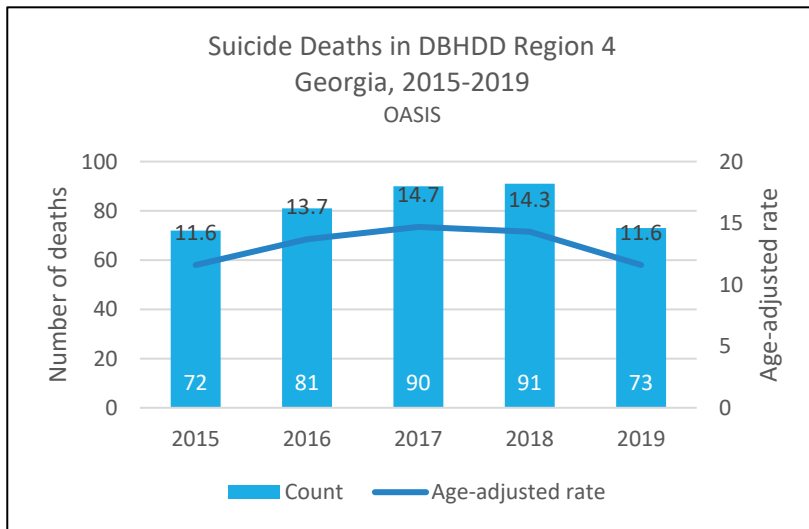


Suicide in Region 4

Counties: Baker, Ben Hill, Berrien, Brooks, Calhoun, Colquitt, Cook, Decatur, Dougherty, Early, Echols, Grady, Irwin, Lanier, Lee, Lowndes, Miller, Mitchell, Seminole, Terrell, Thomas, Tift, Turner, Worth

**73
deaths**

Region 4 had 73 suicide deaths in 2019. This equates to 2,215 years of potential life lost. Region 4 had the fewest suicide deaths among youth (ages 0-17). Suicide rates among females are lowest here and in Region 6. Among Black or African American people and people who identify as Hispanic, suicide death rates are lowest in Region 4 compared to the rest of Georgia.



DEMOGRAPHICS

AGE Suicide death rates are highest among people ages 18 to 24 years old.

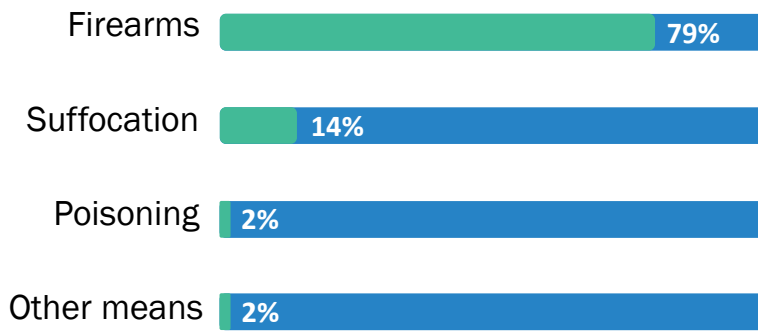
SEX Suicide deaths are much more common among males compared to females.

RACE Suicide deaths are most common among white people followed by Black or African American people.

ETHNICITY Suicide deaths are more common among people who aren't Hispanic.

MEANS OF DEATH

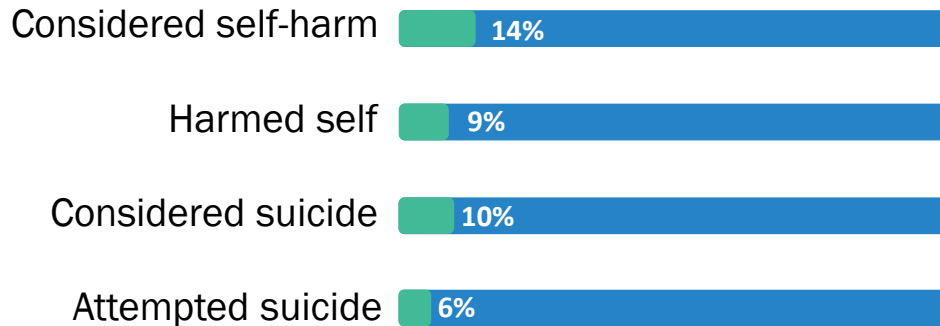
Firearms are the most common means of suicide death with over 4 deaths for every 5 deaths being contributed to firearms. Suffocation is a less common means at around 1 in 7 deaths. Poisoning and other means are infrequent in Region 4.



Georgia Dept of Public Health

Suicide in Region 4

YOUTH IDEATION



Georgia Student Health Survey 2020

SUICIDE ATTEMPTS

697 attempts in 2019

Emergency department visits and hospital discharges are used as proxies for estimating the number and rate of suicide attempts. Emergency department visits indicate a less severe consequence due to the attempt while hospitalizations indicate severe consequences that require extensive medical treatment.



506 emergency room visits
Rate of 88.9 people per 100,000 persons

Emergency room visits have *increased* since 2015.



191 hospital discharges
Rate of 32.6 people per 100,000 persons

Hospital discharges have *decreased* since 2015.

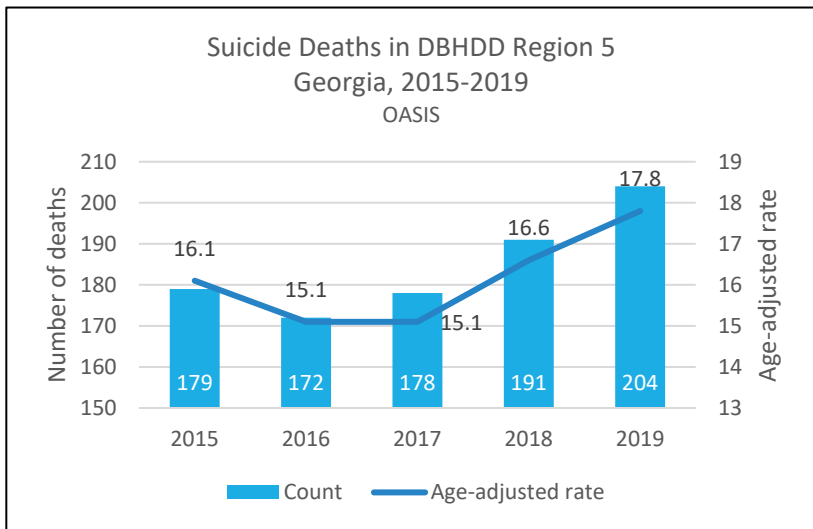


Suicide in Region 5

Counties: Appling, Atkinson, Bacon, Bleckley, Brantley, Bryan, Bulloch, Camden, Candler, Charlton, Chatham, Clinch, Coffee, Dodge, Effingham, Evans, Glynn, Jeff Davis, Johnson, Laurens, Liberty, Long, McIntosh, Montgomery, Pierce, Pulaski, Tattnall, Telfair, Toombs, Treutlen, Ware, Wayne, Wheeler, Wilcox

204 deaths

Region 5 had 204 deaths in 2019, which equates to 6,276 years of potential life lost. This region had the highest rate of suicide death among youth (ages 0-17). The suicide death rate among males, white people, and people who are not Hispanic is highest in this region.



DEMOGRAPHICS

AGE Suicide death rates are highest among people ages 45 to 64 years old.

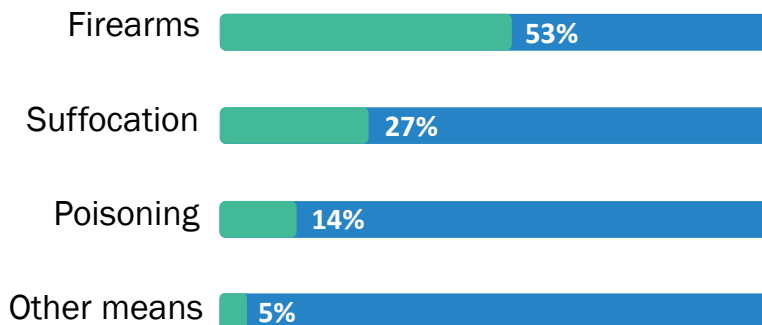
SEX Suicide deaths are much more common among males compared to females.

RACE Suicide deaths are most common among white people followed by Black or African American people.

ETHNICITY Suicide deaths are more common among people who aren't Hispanic.

MEANS OF DEATH

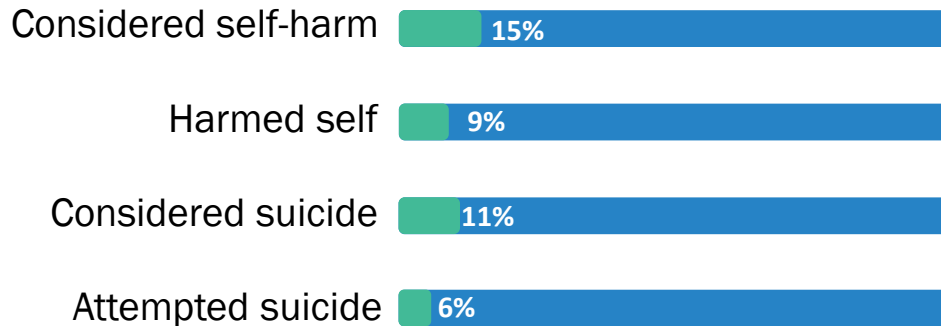
Firearms are the most common means of suicide death with over 1 deaths for every 2 deaths being contributed to firearms. Suffocation is a less common means at around 1 in 4 deaths. The means in about 1 out of every 10 deaths is due to poisoning, which can include drug poisoning as well as poisoning by other toxic substances like household cleaners.



Georgia Dept of Public Health

Suicide in Region 5

YOUTH IDEATION



Georgia Student Health Survey 2020

SUICIDE ATTEMPTS

1,219 attempts in 2019

Emergency department visits and hospital discharges are used as proxies for estimating the number and rate of suicide attempts. Emergency department visits indicate a less severe consequence due to the attempt while hospitalizations indicate severe consequences that require extensive medical treatment.



817 emergency room visits
Rate of 72.8 people per 100,000 persons

Emergency room visits have *decreased* since 2015.



402 hospital discharges
Rate of 36.0 people per 100,000 persons

Hospital discharges have *decreased* since 2015.

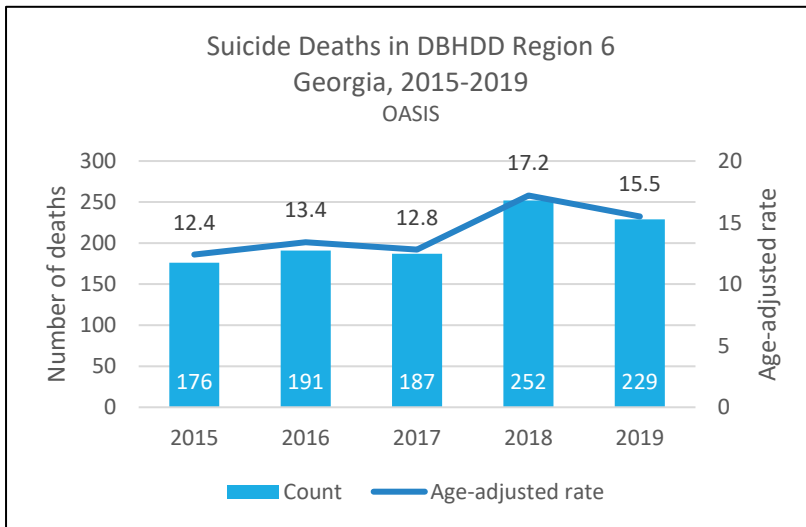


Suicide in Region 6

Counties: Butts, Carroll, Chattahoochee, Clay, Coweta, Crawford, Crisp, Dooly, Fayette, Harris, Heard, Henry, Houston, Lamar, Macon, Marion, Meriwether, Muscogee, Peach, Pike, Quitman, Randolph, Schley, Spalding, Stewart, Sumter, Talbot, Taylor, Troup, Upson, Webster

**229
deaths**

Region 6 had 229 suicide deaths in 2019, which equates to 6,328 years of potential life lost. This region is tied with Region 4 for the lowest suicide death rate among females compared to the rest of Georgia.



DEMOGRAPHICS

AGE Suicide death rates are highest among people ages 45 to 64 years old.

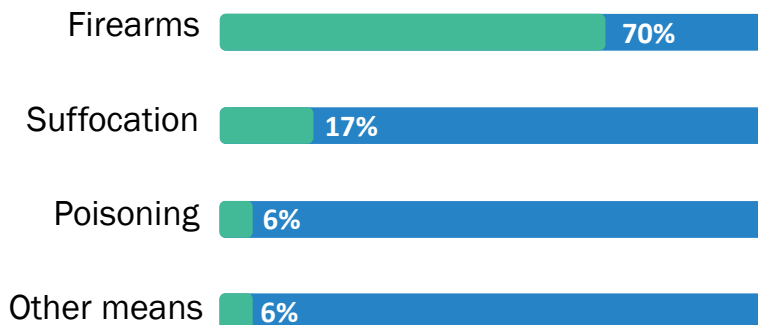
SEX Suicide deaths are much more common among males compared to females.

RACE Suicide deaths are most common among white people followed by and Black or African American people.

ETHNICITY Suicide deaths are more common among people who aren't Hispanic.

MEANS OF DEATH

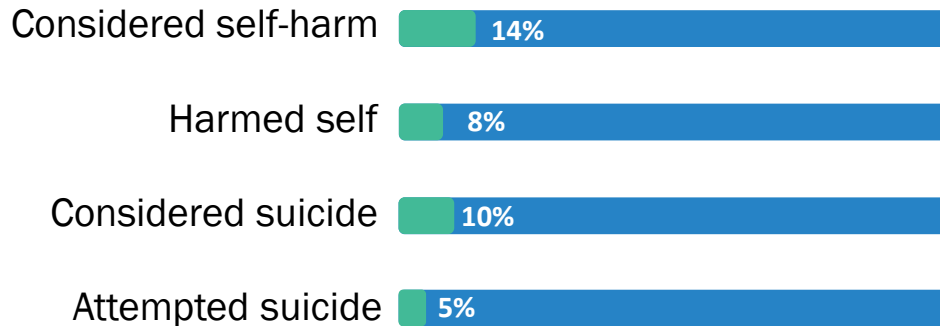
Firearms are the most common means of suicide death with over 3.5 deaths for every 5 deaths being contributed to firearms. Suffocation is a less common means at around 1 in 5 deaths. Poisoning and other means are infrequent means in Region 6.



Georgia Dept of Public Health

Suicide in Region 6

YOUTH IDEATION



Georgia Student Health Survey 2020

SUICIDE ATTEMPTS

1,527 attempts in 2019

Emergency department visits and hospital discharges are used as proxies for estimating the number and rate of suicide attempts. Emergency department visits indicate a less severe consequence due to the attempt while hospitalizations indicate severe consequences that require extensive medical treatment.



1,071 emergency room visits
Rate of 76.9 people per 100,000 persons

Emergency room visits have *increased* since 2015.



456 hospital discharges
Rate of 32.1 people per 100,000 persons

Hospital discharges have *increased* since 2015.